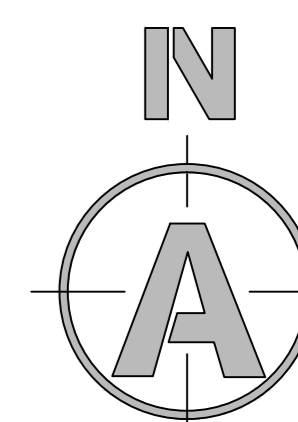
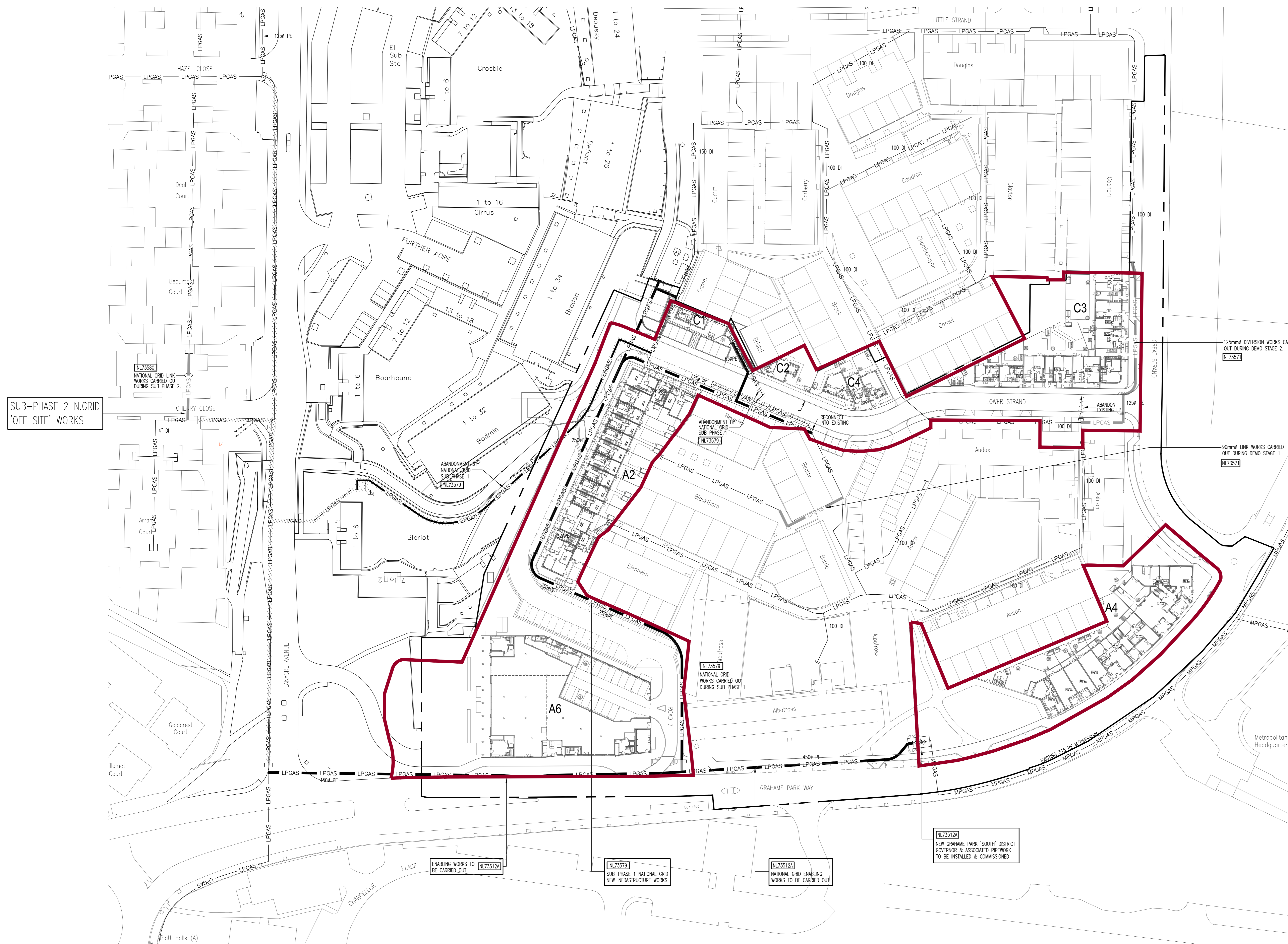
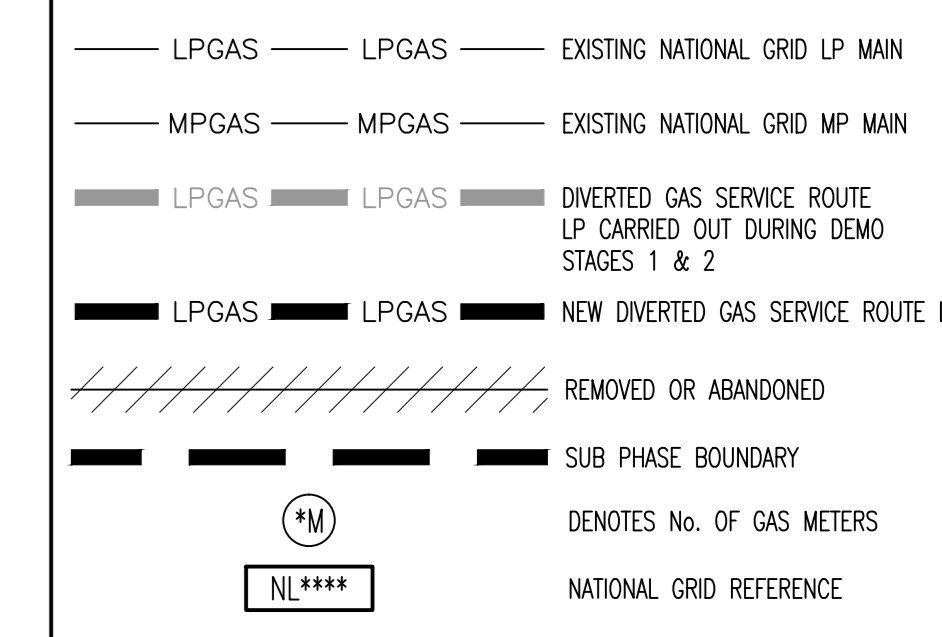


SCOPE OF WORKS

1. ALL TRENCHING AND REINSTATEMENT ON SITE BY GROUNDWORKER.
2. ALL OFFSITE WORKS BY SERVICE PROVIDERS.
3. BT DUCTS TO BE FREE ISSUED, INSTALLATION BY GROUNDWORKER.
4. ELECTRICAL CABLES TO BE INSTALLED BY UKPN.
5. GROUNDWORKER TO ALLOW TO PROVIDE JOINTING PITS FOR ALL INCOMING SERVICE CABLES.
6. GAS PIPES TO BE INSTALLED BY NG/GTC.
7. WATER PIPES UP TO AND INCLUDING METER/EXTERNAL ISOLATION VALVE BY VEOLIA.
8. LANDLORD AND TV DUCTS TO BE PROVIDED AND INSTALLED BY GROUNDWORKER.
9. FUTURE DISTRICT HEATING DUCTS TO BE PROVIDED AND INSTALLED BY GROUNDWORKER.



KEY TO SERVICES



- NOTES REGARDING EXISTING UTILITY SERVICES :-
- 1) SERVICE CONNECTIONS AND STOP VALVES TO BUILDINGS NOT INDICATED BUT MAY BE PRESENT. THE POSITION OF UTILITIES' SERVICES MUST BE LOCATED ON SITE BEFORE ANY PLANT IS USED.
  - 2) THE INFORMATION ON THIS PLAN IS GIVEN WITHOUT OBLIGATION, OR WARRANTY. THE ACCURACY IS NOT GUARANTEED.
  - 3) AWA ACCEPTS NO LIABILITY FOR ANY ERROR OR OMISSIONS.
  - 4) IT IS THE CONTRACTORS RESPONSIBILITY TO CONTACT ALL UTILITY COMPANIES, THE LOCAL AUTHORITY, AND OTHER INTERESTED PARTIES FOR AUTHORITY PRIOR TO UNDERTAKING THE WORKS.
  - 5) FOR DIVERSION WORKS REFER TO UTILITY COMPANY DESIGN DRAWINGS AND QUOTATIONS.
  - 6) FOR LEVELS AND CONSTRUCTION DETAILS REFER TO ENGINEERS HIGHWAY DRAWINGS AND DETAILS.
  - 7) CROSS OVER DUCTS FOR FUTURE USE TO BE INSTALLED WITH CORRECT COVER LEVELS TO SUIT THE INTENDED FUTURE SERVICE. SEE DETAILS.

THIS DRAWING IS BASED ON ORIGINAL ARCHITECTS DRAWING:  
 (Dwg No: 2260-01-020 Rev:003 Date: 13-11-12AWA Ref:)

CONSTRUCTION			
Rev	Description	Date	By
C4	UPDATED ONLINE WITH LATEST HIGHWAY LAYOUT	Jun 11	CH
C3	UPDATED TO LATEST IN SITE LAYOUT	Nov 11	CH
C2	NOTED AMENDMENT	Aug 11	CH
C1	GENERAL REVISIONS	May 11	CH
C	CONSTRUCTION ISSUE	Jan 11	TS

**AWA Building Services Consultants**  
 Blockwater House  
 West Station Business Park  
 Essex  
 CH4 8FF  
 Tel: 01421 843844  
 Fax: 01421 843845

Contract Title  
**GRAHAME PARK COLINDALE, BARNET**

Drawing Title  
**PHASE 1B (SUB PHASES 1 & 2) NEW GAS INFRASTRUCTURE SERVICES BY NATIONAL GRID**

Drawn	Checked	Scale	Date
CJH	TB/CB	1:500 @ A0	Jan. 10

EXTERNAL SERVICES

Drawing Number	Revision
0746   ES   1052   C4	

NATIONAL GRID  
 INFRASTRUCTURE AND  
 DIVERSIONARY WORKS